



High Desert Turning

www.nmwoodturners.org

One Year Membership: \$25 individual, \$30 family
Contact Mark Smith, 505-270-6316 or msmithabq@msn.com

The President's Turn



Happy Fourth of July!...

With the ongoing restrictions we continue to pour our energies into virtual ways of supporting the turning community. That said, we need to hear from you! Is what we are doing working for YOU? Are there other opportunities that you'd like to share? Please... as you ponder what you'd like to see our club provide to further your enjoyment in the world of making things round, and independence from the physical gathering of our group for the time being (see what I did there?)... let us know. Drop an email with your suggestions or pick up the phone and call any of the members of the board. We want your ideas!!!

We have another virtual demonstrator **Michael Alguire**, demonstrating his **Wheel of Delicacy** on **July 4th**... see the Programs on the website for more on this, and watch your email the week prior for the Zoom details to join!

Also, just a note that with the recent announcement that the State Fair has been cancelled for 2020, we have a large gap to fill. Stay tuned as the board looks for ways to help fill the gap.

Stay well. Stay safe. And we hope to see you (virtually) at Michael's demo!

Rick Judd



Elected Officers, Directors & Committee Chairs

President:	Rick Judd	612-280-8300	Newsletter:	Scott Kershaw	406-274-2931
Vice President:	Jake Jacobson	505-417-2361	Photographer:	Woody Stone	828-808-7876
Treasurer:	Mark Smith	505-270-6316	Raffle Coordinator:	Dean Cross	575-644-8945
Secretary:	Sally Breeden	505-352-0159	Librarian:	Michael Anderson	575-209-0172
State Fair:	Bill Mantelli	505-298-2603	Equip/Workshops:	Scott Eckstein	505-270-0516
Membership:	Tom McLarty	505-298-3790	Green Wood-ABQ:	Bob Rocheleau	505-235-9002
Webmaster:	Dave Stein	505-266-0356	Green Wood Help:	Chuck Dowdy	505-249-9956
Lead Video:	Derek Roff	505-438-1820	Special Workshops	John Ellis	505-463-7750
AWA Liaison:	Shane Yost	505-980-9940	Logistics:	Don Roden	763-234-5780
Member-at-Large:	Ron Bahm	5050-881-8845	Past President:	Hy Tran	505-844-5417

NMWT's Next Monthly Meeting

Regular meetings are...

9:30 A.M. to 12:30 P.M.

North Domingo Baca Multigenerational Center,
7521 Carmel NE, Albuquerque, NM 87113

June Interactive Remote Demo:

Michael Alguire – Wheel of Delicacy



FUTURE PROGRAMS/ACTIVITIES

July 4	MICHAEL ALGUIRE IRD – SIGNATURE WHEEL OF DELICACY
July 4	HAPPY INDEPENDENCE DAY!
Aug 1	TO BE DETERMINED (IRD LIKELY)
Sept 5	SHARPENING WITH JOHN ELLIS



Michael Alguire will demonstrate his signature piece Wheel of Delicacy. In this interactive remote demonstration, he will explain the whole process – from turning to the glue up and even piercing. We will also talk about how he turns his pieces to the desired thickness using a special technique. Furthermore, we will discuss the different tools required to complete this one of a kind signature piece. Please join us for this fun and innovative demo!

www.michaelalguire.com



Beads of Courage



Turn a Bead of Courage box!!!

The size of the box, as a minimum, must be 6 inches wide by 5 inches deep. These boxes do not have to be round, they can also square. Of course, you can make them larger to allow the kiddos to put all their beads in a safe place.

Go to www.beadsofcourage.org to see to whom you will be making these boxes. Also, check out this story “Beads of Courage” on CBS.

Don't forget to bring your boxes to the meetings and put them into the instant gallery. Scott Eckstein is our official representative for the local hospitals, give him your box(es) for delivery to the hospitals.

Lidded box turned by Larry Linford

Mentors

Members are always welcome to contact the people on the mentor list for guidance to better turning ideas and techniques
Free to NMWT members; give a Mentor a call!



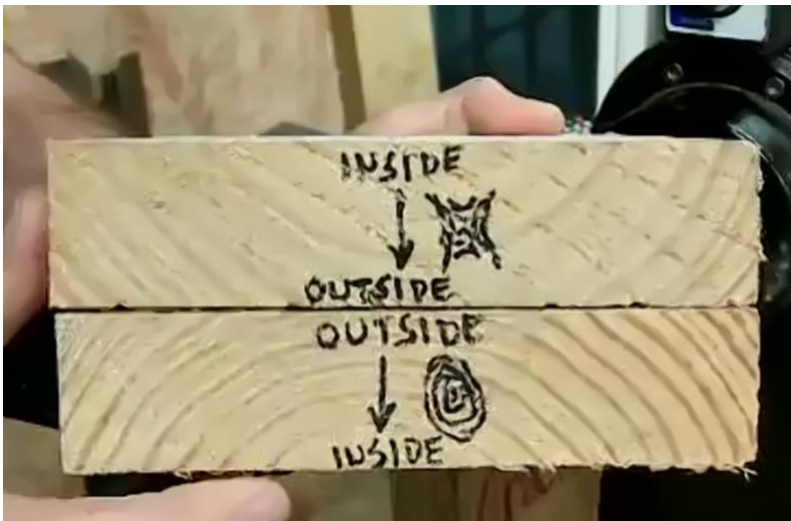
Name	Phone	Description
Bill Zerby Rio Rancho NM 528 & Southern	(505)263-6632	Basic spindle turning & tool sharpening
John Ellis Placitas	(505)463-7750	Basic turning, plates, tools & handles
Rick Judd East Mountain	(615)280-8300	Hollow forms, bowls, lidded boxes, burls, natural edge
Ron Phillips Rio Rancho Rivers Edge II	(505)553-6139	Beginning, basic and intermediate turning. Also, specialty tools, rests & steadies
Ralph Watts	(505)500-5859	Advanced turning, carving, coloring and finishing
Ron Bahm Albuquerque NE Heights	(505)881-8845	Pen turning and segmented work
Hy Tran Albuquerque Paseo/Ventura	(505)844-5417	Beginner and novice woodturning
Don Roden Albuquerque	(763)234-5780	Basics of spindles, bowls and the skew chisel
Mike Heiser Santa Fe	(505)388-4678	Beginning, basic and intermediate turning.
Jake Jacobson Cedar Crest	(505)417-2361	Spindles, kits(pens) hollow- forms, bowls, burls, natural edge and inlay
Larry Linford Albuquerque	(505)870-1601	Basket illusion turning and embellishment
Don Best Albuquerque	(505)293-6214	Segmented bowl turning
Scott Kershaw Rio Rancho Cabezon	(406)274-2931	Beginning, basic and intermediate turning including spindles, bowls, pens & spheres

June Demo: Rudy Lopez's Square Winged Plate

For our second interactive remote demonstration, the NMWT had the pleasure of having Rudy Lopez from Tampa, Florida. Rudy has demonstrated before, in person, for the NMWT and we thoroughly enjoyed having him “back in New Mexico.”

Rudy began his demonstration by introducing the purpose of turning a square winged plate or bowl from a construction 2"x8" square. Really, using this readily available, inexpensive timber gives the turner a low cost, potentially expendable piece to develop and refine skills for turning pieces with interrupted cuts. As you'll see, turning these “practice” pieces will help advance the turner to creating stunning pieces from figured crotch timber to exotic burls and beyond.

Rudy emphasized that stock selection and preparation are key to the final products appearance. As seen below, orienting the grain direction will give two very different looks to the finished piece.




Rudy took several opportunities to describe, and show, the difference between bevel-supported cuts and cuts that don't have bevel support. Furthermore, he showed us the effects of forcibly rubbing the bevel of the tool on the work versus *floating* the bevel along the work. The difference can be seen in the tool marks and heard in the sound of your piece as you cut. These principles, alone, require much practice.

June Demo: Rudy Lopez's Square Winged Plate Cont'd



Rudy had many insights and a few “on the cheap” turning solutions that each of us can implement in our shops. Above you can see the homemade inertia sander that Rudy has made to improve his finish on these pieces. More photos of these sander tools are scattered in the coming pages. Notice the finish of the exterior at right.



Floating the bevel and watching the horizon of the piece were highly emphasized when the plate was reversed and it was time to turn the inside. Above you can see that Rudy is getting the wings just right before proceeding further into the plate. On pieces like this, with interrupted cuts, at some point there is no turning back. Rudy perfects the shape of the plate in sections and then advances inward. Remember, float that bevel to know where the wings are as you progress toward center.

June Demo: Rudy Lopez's Square Winged Plate Cont'd



At top you'll see how Rudy's inertia sander helps eliminate those tool marks in the piece when it's "too late" to go back out toward the wing. His double-ended sanders are incredibly inspiring. Rudy is happy to help you understand the construction and you can email him at rudy@rudolphlopez.com

Additionally, Rudy uses "Rubber Chucky" products to reverse the piece and remove the tenon. These "chucks" are available at www.rubberchucky.com Rudy has modified his chucky to fit his needs and the material cuts easily for your modifications.

June Demo: Rudy Lopez's Square Winged Plate Cont'd



Above, Rudy shows the completed square winged plate turned from a piece of yellow pine 2"x8." The "H" or "wing" look of the grain in his piece is produced by attention to mounting the piece at the beginning. Practice and attention to detail on cheap construction lumber will enhance your confidence and success on pieces like the shallow, footed crotch bowl above at right. Thank you so much, Rudy! We loved having you in our homes and shops!

****2020 New Mexico State Fair Cancelled****

It's certainly a major bummer that the 2020 New Mexico State Fair is cancelled. It is a major activity for the NMWT each year as it offers awareness and exposure to the club, accolades for club members who share their talents and copious educational opportunities for the public as we (safely) throw shavings at them.

However, rest assured that the NMMT Board is working diligently to fill this unfortunate void.

Silent Auction

Your contributions go to benefit the Red Hollenbach Scholarship Fund which is used to reduce the cost for members to attend professional demonstrator's hands-on sessions.


Please, while staying home, find nifty items or pieces of timber that can be auctioned at our May meeting to support the Scholarship Fun.

Ideas include rough turned bowls, gouges gathering dust, seasoned blanks or turning accessories.

At the right, Jerry Kermode coaches an attendee at a hands-on class



Upcoming Virtual Woodturning Symposia



The **American Association of Woodturners** and the woodturning curator Instagram account **Woodturners Worldwide** have announced online symposium events. Click on the photos to visit the websites for more information.



July 10-12
\$20.20 for 3 Days!
 Woodturning Demos, Panels,
 Auctions, Instant Gallery,
 Trade Show...all online!
 Register by July 3
woodturner.org

NMWT In Memorium



**Don
Best**

At 5:30 am on Saturday morning in June, Don was escorted to Heaven by his daughter, Chris Best. We believe that Chris wanted to celebrate Father's Day with her father and our Dear Lord and Savior. Alice was by his side as she has been for 65 years. He passed quietly and now rejoices in our Lord's arms.

Don was born in Dayton, Ohio in 1935 and moved to Albuquerque as a teenager. He attended St. Mary's school and then served four years in the Navy. Don was a mechanic on the aircraft carrier USS Oriskany. After the Navy he opened Best Automotive and had a successful business for 47 years before he retired and sold the business in 2005. **He took up woodworking in his retirement where he became a true artist and craftsman in woodturning. Don was awarded first place in a national competition by the Veterans Association for the exquisite vessels he designed and created.**

He is survived by his wife Alice Best, son Donald Best and daughter Cindy Beall. He was preceded in death by his beloved daughter, Chris Best, who passed away in January 2015. He also leaves three grandchildren, Brittany Beall, Clinton Beall and Donovan Best. He was also blessed with three great grandchildren, Alice Tyler, Olivia Beall and Logan Beall. He was a true family man and took his greatest pleasures with his family and loved ones.

Women In Turning

WIT members were looking forward to the AAW annual symposium for a variety of reasons, one being the chance to get together in person! However, we still can connect! WIT Facebook Page is a private group and offers everyone who joins some tips, videos, techniques, recovery ideas and support. Once you are logged into Facebook, request to join the Women in Turning Group. There are other great woodturner groups on Facebook and it provide lots of info! No dues and you do not need to be an AAW member to join.

Additionally, there are regional members who organize turning gatherings in their area. As a regional representative Albuquerque has done 2 of these events, all with local participants. We hope you will join us when we can sponsor another few days of WIT. Here is a fun example from the Women in Turning Group: Turning Chocolate!! For real!! ---> Chocolate!



AAW Grant Received: Delancey Street Foundation New Mexico (DSF or The Ranch)

With the club support and the extra, special help of Hy Tran, John Ellis and Sally Ault (of the San Diego Woodturners) we were successful in receiving a \$1500 grant from the AAW to support the woodturning and training effort at the Delancey Street Foundation. The grant was offered in February 2020, and unfortunately has stalled due to COVID.



The purpose is to add new wood turning skills, safety guidelines and educate DSF how to make and sell turned items in a retail environment and support DSF educational programs and residents of this 2+ year recovery and skills program in Española, New Mexico. [Delancey Street Foundation New Mexico](https://www.delanceystreet.org/)

Since 2018 we have been making pens and other items that are sold at craft fairs and retail establishments. Over 100 pens have been made. Thanks to all the NMWT members who have donated kits and blanks! This past year we added Holiday ornaments to sell at their 6 New Mexico Christmas Tree Lots. You can see this work at [Kathy Knorr's Flickr site](#). For the residents' privacy please do not share the photos.

For those who have volunteered to help, once we are free to return, a Google Group has been formed to keep it easy for you to enjoy the turning and wood shop at The Ranch! Send an email to kathyknorrst@gmail.com if you wish to join the mailing list – you will be sent an invitation to join so you can learn more about the turning program and volunteer!

June “Instant” Photo Gallery

Turnings shared via news@nmwoodturners.org & virtual meetings in June



Natural Edge Box Elder Burl Bowl by Woody Stone



Natural Edge Sycamore Bowl by Hy Tran



Curly accented rim bowl by Greg Fryeweaver



Segmented Lidded Vessel with Finial & Stabilized Burl Pen by Ron Bahm



Construction Douglas Fir Square Plate by Scott Kershaw



Natural Edge Bowl by Woody Stone

Instant Photo Gallery Cont'd



Curly Maple Platter by Scott Kershaw



Exotic Finial Box by Greg Fryeweaver



Salad Bowl by Woody Stone



Natural Edge Winged Bowl by Greg Fryeweaver



Natural Edge Winged Apricot Bowl by Hy Tran

Instant Photo Gallery Cont'd



Square Winged Plate with inset Bowl by Greg Fryeweaver



Pair of small Sycamore Square Winged Plates by Scott Kershaw



Natural Edge Juniper Bowl by Hy Tran



Juniper Lidded Box with Walnut Finial by Hy Tran

June NMWT Virtual Social



It has been said that you can ask 10 woodturners how to sharpen your tools and you'll get 11 or 12 answers. Sharpening seems to be one of the many topics in turning that folks get very passionate about and ideas and discussion can get a bit abrasive (see what I did there?).

For those of you that joined in the NMWT Virtual Social gathering on June 20th you may have learned and/or shared some ideas about sharpening your tools. Hopefully there were some "Ah ha!" moments and some of the mystery in sharpening was clarified.



Hy Tran and Scott Kershaw prepared some video footage of sharpening a spindle gouge using a slow speed grinder, the Oneway Wolverine system, the Varigrind jig and the NMWT sharpening jig to get a keen, mirror edge on a 3/8" spindle gouge. [Click here for an excellent document and the "club jig."](#)



You may notice, in the 3 photos at left, there are 3 ways to just set the protrusion of the gouge from the Varigrind jig. Top shows Hy's wooden spacer block. Middle is Bill Baca's sharpening setup that has depth holes drilled below his left grinding wheel. Finally, directly left is show a commercial depth or protrusion gauge called the [Raptor Jig Guide from Craft Supplies USA](#). Fortunately, there's no one-size-fits-all solution to this one facet of sharpening. The real key here is convenience and repeatability. Repeatability. Repeatability. Repeatability!

June NMWT Virtual Social Cont'd

Here are a few key take-aways from the sharpening section of the Zoom session:

1. Color the bevel of the tool with permanent marker so that you can setup to achieve a keen edge without removing heaps of precious steel. Tools are expensive and that black dust around your grinder is \$\$\$.
2. Use very, very little pressure to sharpen. In the second photo, Scott is pushing the Varigrind into the V-arm to keep a solid anchor point with his right hand while his left hand is lightly gripping the tool or jig to make the steady motions from wing to tip.
3. Use your body to sweep the gouge, scraper or bit from side-to-side. This gives a fluid motion to the sharpening process and avoids stopping, stuttering or hesitating at points that would cause a flat or “hiccup” on the tool edge.
4. If you have cubic boron nitride (CBN) grinding wheels, DO NOT grind carbon steel on them. They will plug up the abrasive and, in effect, ruin the wheel. Take a lesson from Scott and don't touch your Varigrind to the wheel, cough, cough!



NMWT's Marketplace

Your advertisement here:

Members of NMWT may, at no cost, post “for sale,” “for trade,” “wanted” or “free” ads in the NMWT newsletter and on the NMWT website marketplace.

To request an ad, please send item photo(s) and contact info to sale@nmwoodturners.org

The ad will run for a 30-day period unless an extension is requested.



Anchorseal (green wood sealer) - \$20/gal:

For sale to NMWT club members are one-gallon jugs of Anchorseal. These are available for pick up at Albuquerque Exotic Woods (AEW). Make check payable to NMWT and mail to club address *OR* drop check off at AEW.

Please present your NMWT membership card upon pick up.




Oneway Mastercut Double-Ended Gouges

1/2" Bowl - \$80, 3/8" Bowl - \$70 and 1/2" Spindle - \$60

Three like new Oneway Mastercut Double-Ended Gouges (no handle) to maximize value and convenience.

Made of high quality M4 HSS. All 3 for \$200 (3/8" gouge includes adapter & is not pictured)

Contact Scott by phone or text at (406)274-2931



Ellsworth Hollowing Tools - \$50:

Pair of slightly used Ellsworth Hollowing Tools (straight and bent tool). Both are 9/16" diameter and 12" long, unhandled. Comes with extra tip for each tool.

Contact Scott by phone or text at (406)274-2931



Carter & Son Toolworks 3/8" Detail Gouge - \$50:

Brand new, unused 3/8" Carter & Son Toolworks Detail Gouge. Purchased detail gouge on accident, instead of std 3/8" spindle gouge, and do not want to ship back to Seattle, Washington.

Contact Scott by phone or text at (406)274-2931



Sanborn 2hp Compressor - \$FREE

Used Sanborn 2hp 110V/220V air compressor. Runs great, small pinhole in the tank. Free to a good home.

Contact Rick at (612)280-8300



M33 Vicmarc Chuck Insert – FREE:

Came on a used chuck and I have no use for it.

Contact Scott by phone or text at (406)274-2931



NMWT's Logo Apparel

Prices for NMWT Cap, Shirts & Smock

Caps (Baseball).	\$12.00
Long Sleeve Denim Shirt	\$29.00
Short Sleeve Denim Shirt	\$29.00
Short Sleeve Snap Shirt	\$29.00
Polo (golf) Shirt w/ pocket	\$27.00
T-Shirt V-Neck	\$19.00
Smocks	\$50.00



- Items include embroidered NMWT logo
- Names embroidered on shirts are additional \$5.00
- Contact: Ivan Blomgren at (505)615-5096

Get order forms at club meetings from Ivan Blomgren or download from the website and turn in the completed order form(s) to Ivan with payment. *Orders are submitted on a quarterly basis and can be placed with Ivan up through the middle meeting of each quarter.*

Full payment for an order will need to be submitted with each order form before it can be processed! Order placement cut off dates for each quarter will be as follows:

ORDERS DUE TO IVAN AT THE MAY MEETING!!!

Quarter	Months	Order Meeting	Delivery Meeting
1st	Jan - Mar	February	March
2nd	Apr - Jun	May	June
3rd	Jul - Sept	August	September
4th	Oct - Dec	November	December

2020 Membership Dues

Membership details & cost:

- A single membership is \$25 for one year, \$45 for two years and \$65 for three years
- A family membership is \$30 for one year, \$55 for two years and \$80 for three years

Please see treasurer, Mark Smith, at the meeting to sign up or renew. Also, you can mail your check directly to Mark.

Make checks payable to NMWT and send to:
New Mexico Woodturners
8100-M4 Wyoming Blvd. NE, #188
Albuquerque, NM 87113

Newsletter Details

If you have any tips, news, marketplace items or a newsletter entry, please send it to news@nmwoodturners.org, with photos as attachments, for publication in a future newsletter.

Also, you may communicate via the
New Mexico Woodturners
Facebook page



~Must be received by the last Saturday of the month to make the most current newsletter*

NMWT Library

DVD Rental: A good selection of educational DVDs are available for check out during club meetings.

Please use and return DVD's in one month if possible and donate \$1.00 for each DVD checked out to help with expenses. If you encounter any problems with DVD's, please notify Michael of those problems.

Lumber & Milling Services

Doug Malmstrom 505-907-3015
Custom milling of your lumber or ours!

If you know of other, reputable lumber or milling services, please email news@nmwoodturners.org

Editor's Catch

I won't admit this to my wife but leaving eight-foot logs of ash, Norway maple and black walnut in Missoula was extremely painful! I told her "it's no biggie. I am sure I can find lots of wood in Albuquerque." I pretty much lied through my teeth to her. It was awful watching those gorgeous logs drive away in a "firewood getter."

I won't say it's been hard to find turning wood since moving to New Mexico but I will offer that it's a big change and I am out of my comfort zone (in which I was never really that comfortable). Here, I no longer see maple (*Acer*) trees on every city block. Here, I don't have the city forester on speed dial for when I see the "condemned tree" signal spray painted on the trunk. Here, I have very little understanding of the local trees and wood availability.



However, we have the NMWT club at our fingertips. I do have local wood experts on speed dial and in this newsletter. One of our officers has an extensive background as a wood purveyor and sawyer. One of our committee members has a wealth of tree smarts and works at a spectacular, local lumber store that carries copious species, both domestic and exotic. Additionally, we have the Green Wood Committee in the club that always gains access to various species of timber from the valley. If not for these resources, I would have remained ignorant, throwing myself a wood pity party, because I was overwhelmed by places to look, people to call, trees to study and gazing up at the steep learning curve of a completely different region's flora. But I no longer have to suck my thumb in sorrow when it comes to finding wood to turn in the Albuquerque area. I have plenty of resources in this club!

Did you know that our sycamore isn't related to maple? But look at the leaves! Did you know that American sycamore is a *Plantanus* whereas maple is an *Acer*? But look at the bark! Did you know that other names for American sycamore are buttonwood, western plane or occidental plane? Yeah? Me either!!! Well, the photos above and the one below are our local American sycamore or buttonwood – a completely new wood to me – and a stunning one at that!



Discount & Rebate Partners



www.albuquerqueexoticwoods.com
(505) 299-6945

NMWT members can get a 10% discount upon presenting a current membership card. Military and first responders also get a 10% discount.



(505) 924-2270

NMWT members receive Wholesale Prices. Rugby's has hardwoods, Thermofused Melamine, plywood, veneers, and furniture grade pine.



"Where the experts buy their tools"

www.woodworker.com

Meeting Day Specials will be announced at the monthly meeting and remain in effect through the following Monday.



CRAFT SUPPLIES USA
THE WOODTURNERS CATALOG

www.woodturnerscatalog.com

CSUSA offers a discount to members on large orders and has a club support program. Visit the web site or phone Kathy Lawrence at 1-800-551-8876

Penn State Industries

www.pennstateind.com

Register as a member of New Mexico Woodturner at Penn State Industries and automatically get 10% off (in addition to most other promos) your entire order !!! Yes! In effect, you will be doubling dipping on the discounts!!!

Register by sending an email to hy.d.tran@gmail.com with the name, address and email to which your Penn State catalogs are sent. Once you're registered, you'll automatically get 10% off every time you shop online (not applicable to phone or mail orders).



**Building Materials and
Construction Services**

www.buildwithbmc.com

(505)823-2200

NMWT members receive Wholesale Prices



**8100-M4 Wyoming Blvd. NE, #188
Albuquerque, NM 87113**
