



High Desert Turning


You're gonna love the way you turn.
You can do this. We guarantee it!



Membership details found within www.nmwoodturners.org

NMWT's Upcoming Monthly Meeting

Club Meetings are generally held 10:00 am to 12:30 pm on the first Saturday of the month



Who: NMWT Members

Topic: Jigs and Fixtures

When: Jan 4th @ 10:00 am MT

Where: North Domingo Baca Multigenerational Center
7521 Carmel NE Albuquerque, NM 87113

Please see next page for more information regarding guest speaker(s)

President's Turn

M a r k M i l l e r & T o m D u r g i n

Turners,

Thank you so much for allowing me to serve you and NMWT for the past few years. We have come a long way, I'm very proud to say that we can consistently provide a hybrid meeting with sound and screens in person while sending it out on Zoom. There is more work to keep improving, but we sure have come a long way.

The awesome things we've done the past few years couldn't have happened without your support. Professional demos, gift exchanges, State Fair and the list goes on. You all have a really great crew of dedicated hardworking volunteers that make this all happen.

I'm happy to be turning over the reins to Mark Miller. Although Mark is somewhat new to turning, I think his perspective is really going to benefit us all. Mark, I turn it over to you sir...

I would first like to thank Tom and all the other officers and board members for carrying the leadership torch for as long as they did. And I would also like to thank Alex, Stretch, and Woody for agreeing to serve as officers with me this coming year. Alex is a very new member, and Stretch only has about a year more tenure than I, so for you long standing members, I ask that you please let us know when we are barking up the wrong tree and keep us pointed in the right direction.



Mark Miller
President



(Continued on page 3)

NMWT's Upcoming Monthly Meeting



A u t h o r : A l e x C o t t e r

Look forward to starting your new year with some new ideas for jigs and fixtures! For our January meeting, we plan to bring a number of demonstrators to the meeting to share their tips and tricks by way of jigs and fixtures for making your life easier as a turner. This will include (but will not be limited to) homemade jigs for indexing, hollowing (so you don't lose your bottom!) and holding spheres. We will have a number of tables set up to let you learn in small groups about the jigs and fixtures that pique your interest the most.



Future Programs/Activities

Feb 1st	TBD	TBD
Mar 2nd	TBD	TBD
Apr 5th	TBD	TBD

NMWT Monthly Board Meeting

Open to all Members

When: Jan 22nd, 2025 @ 7:30 pm

Contact info@nmwoodturners.org or any board member for more info or the Zoom link



President's Turn (continued)

M a r k M i l l e r & T o m D u r g i n

Being a relatively new club member limits my knowledge of the individual members and their respective strengths. I encourage you to introduce yourself to me at the in-person meetings, and if you only attend via Zoom, try to make it to an in-person meeting sometime so I can get to know you. If you have any questions or ideas you would like to ask/offer, please do not hesitate to give me a call. I am single and retired, so I most likely will be available.

Last year when all the officers agreed to serve another term, it seemed a blessing, but it was a result of one of the club's biggest shortcomings. Specifically, too few are willing to put in the time and effort to keep the club running smoothly and growing. I would like to work on improving the number of members who are willing to volunteer in some capacity. To this end, I solicit your ideas and recommendations.

Another item that I would like to improve on is our educational offerings. To this end, I am working with the education committee on a questionnaire. The questionnaire is just to collect information on the experience of each member, and their interest in various training offerings. The questionnaire will be offered to each new and existing member and will hopefully help us to offer appropriate training classes and/or workshops.

I hope you are ready for 2025 and our first meeting on Saturday 4 January. You know how it is standing at the lathe thinking how in the heck am I going to do this, well this upcoming meeting our members share their tips, tricks and jigs to make your turning life easier. See you then.

Tom & Mark

Reflections from Last Month



NMWT December 2024 Meeting

The first order of business was the selection of a Board Secretary, following Carson Harris's announcement that he will not be able to fulfill the duties of that position due to a recently discovered health condition. Current Green Wood Chair Joe "Stretch" Cole volunteered for the position, and was approved unanimously by the general membership. Thanks Stretch! And our best wishes for a quick recovery go to Carson!



The second order of business was the selection of topics for demonstrations for the coming year, 2025. Larry Linford chaired the process, beginning with a "refresher." He distributed a printed list showing the topics presented in the current year (2024) and last year (2023), as well topics suggested for 2024 but which did not receive sufficient votes to be considered. The list was copied on the whiteboard and the meeting was opened for discussion. Members suggested topics they would like to see covered next year. These were added to the lists on the whiteboard. Following about 30 minutes of suggestions, like-topics were combined for expediency, and votes were awarded by the members. Each member was allotted 5 votes on the honor system and votes were tallied by a raising of hands.



When the votes had been tallied, it was pointed out that several items were inadvertently left out of the voting process, so members were allowed an addition three votes using the same process to include those topics.

Reflections from Last Month



NMWT December 2024 Meeting

Members were reminded that NMWT normally has 9 to 10 demos per year, plus one out-of-town professional demonstrator, the annual State Fair projects demo, and the December meeting has no demo. So the top 9 vote receivers would be the topics for demonstrations for the coming year. It was also pointed out that the presentation of any given topic was contingent on finding a club member to demonstrate it, so some topics with fewer votes might have to be substituted.



Topics and votes for 2025:

Top Vote Receivers

Jigs and Fixtures **Pre-selected to start the new year**

Tree to Bowl **20**

Vases/Hollowing **20**

Shop-Made Tools **19**

Lamination & Multi-Gen Segments **18**

Open Segmented Turning **16**

Off-center turning **13**

Raffan-style Suction-fit Boxes **13**

Spiral Work **12**

Dealing with Defects/Stabilizing **12**



Also Suggested

Sharpening (October) **11**

Spheres **11**

Power Carving **10**

Photographing Your Work **9**

Functional Turning with Commercial Kits, pens **8**

Inside Outside Turning **8**

Equipment Maintenance & Safety **8**

Dyeing, Airbrushing, Marbling and Bleaching **7**


Square Bowls and Platters **5**

Abrasives for Wood **5**

Pyrography **5**

Weed Pots **4**

Lasering **4**



Reflections from Last Month



NMWT December 2024 Meeting

Note that ten topics are in the offing for demonstrations because of a tie for the ninth slot (Spiral Work and Dealing with Defects/Stabilizing, with 12 votes each).

The third order of business was the annual gift exchange, in which each member brought an unwrapped item related to woodturning to put on the gift tables and received a raffle-style ticket. Items included new and used tools and accessories, apparel, raw wood, turning blanks, videos, books, etc. Many members brought in multiple items.

The stubs for the tickets were placed in a container and drawn one at a time. As each member's ticket number was called, they approached the table and selected a "gift." When the container was empty, all ticket stubs were returned to it and the process was repeated until all of the nearly 150 items were removed from the tables. A festive time was had by all.



Biography

M a r k M i l l e r

P r e s i d e n t

I joined the NM Wood Turners in September of 2022, and contacted Bill Zerby from the list of mentors in the newsletter shortly thereafter. I turned on Bill's Oneway exclusively for a short while I awaited delivery of my first lathe, a Rikon 70-150VSR. I met with Bill weekly and after several spindle projects produced my first bowl (a 5½" peach) in December. We produced a few more bowls, and then some plates/platters, and after only a few months, I needed to buy a bigger lathe. My Rikon 70-3040 was delivered a week or so later.

I worked with Bill weekly unless his health issues prevented us from getting together up until about six months ago when he took a turn for the worse. I had lunch with him this week, and I'm happy to report that Bill is now doing better. He is not yet ready to get back out into the shop, but hopefully that day will come. If so, and you want a great mentor, I can highly recommend Bill's skills.

I currently turn mostly bowls, plates, and platters. What I turn is mostly dependent on what I can get out of a particular blank. I am also working on developing hollowing skills using the Trent Bosch stabilizer and laser. I am trying to figure out a DIY substitute for his Visualizer but have not yet succeeded.

Outside of turning, my professional activities include a BS and MS from Virginia Tech in geology (my actual field was mineralogy, but this specialty is not recognized in the US other than from Carnegie Mellon), and a PhD from UNM (still in Geology, but now moving more in the material science area; radiation effects in ceramic, specifically). I ran a DOE-funded research program at UNM until I left UNM and the field due to local and national politics. Thus ended my first career.

I then moved into the field of computer science within the corporate arena. Most of my work centered on Active Directory and database applications and customizations for commercial software vendors. I retired from Thomson Reuters in December of 2023.

**Mark Miller**

Biography

A l e x a n d r a C o t t e r

V i c e P r e s i d e n t

I stumbled upon woodcraft when I was back in college at the College of Wooster in Ohio. I created functional furniture out of reclaimed wood as part of my senior thesis. I looked to further my education in woodworking after I graduated, and found the Center for Furniture Craftmanship in Rockland, Maine. In 2010, I took part in their 3-month intensive (which sadly did not include woodturning) and met a woman named Jane who was a physician assistant (PA). Because of the uncertainty of the economy around that time, I chose to pursue becoming a PA - I already had a background in emergency medicine as I had spent most of my time working as an EMT to save for woodworking school. Once I completed my PA program in 2015, I returned to the Center for Furniture Craftmanship as a workshop assistant. It was during this time I was finally introduced to woodturning as an assistant for John Bever's turning class during that summer. They made it look like magic! They helped me turn a few bowls and spindles which solidified that woodturning would be part of my practice (some day).

**Alex Cotter**

At the end of my time at the Center for Furniture Craftmanship, I started a year-long surgical residency program for PAs in Durham, North Carolina and have subsequently worked in vascular surgery and surgical/trauma intensive (with a very brief stint in family medicine) for the last 9 years. My career (and partner) brought me out West - initially to Gallup for nearly a year, and now here to Albuquerque. I have finally found myself in a position where I have both the time and energy to refocus on leaning into learning woodcraft. A few years ago I was lucky enough to be gifted a Rockland Excelsior 5 Speed Benchtop mini lathe. I tried to teach myself how to turn Christmas trees from a blog called "Turning for Profit" by Robin G. Dalziel. While it got me to the lathe, I have yet to make something I would willfully show off. I am very grateful to be given the opportunity to be a part of this community and to learn from you all.

Biography

J o e " S t r e t c h " C o l e

S e c r e t a r y

I came to woodworking-like experiences at a young age. My father, as a designer/Project Manager at LANL, supplemented his income as a designer for private homes. So I found myself on many Saturdays holding either or both, the idiot end of a 100' tape or a survey staff. Fast forward to High school graduation and a move for me to Washington D.C. which was the farthest away from home I could go without a passport. There I worked for the National Park Service building hiker trails, historical restoration of a masonry fort, and constructing and maintaining offices for NPS staff at the Union Station train station while it was being converted into the National Bicentennial Visitor's Center. It was the NPS connection that years later would land me in Boulder City, NV as a contracted employee of the NPS doing historical restoration on several boat ramps and campgrounds as well as several out buildings. Sitting in the Master Carpenter's office at the end of my employ he asked what I wanted to do and my answer was I wanted to learn how to make fountain pens. One month later a Craft Supplies catalogue showed up in the mail and that triggered my turning life since then. I learned turning from watching UTube videos and making mistakes on a small Craftsman metal lathe given me by a client when I did work as a handyman. I moved to a Harbor Freight lathe but after some years of frustration due to lack of accessories machined to fit I purchased a Nova midi lathe which I still have today. As a side note, I have never turned a pen.

**Joe "Stretch" Cole**

Biography



W o o d y S t o n e

T r e a s u r e r

I joined New Mexico Woodturners in May, 2019 as a novice woodturner. I had received my introduction to woodturning from an accomplished woodturner friend in North Carolina in the summer of 2018, before moving to New Mexico in January of 2019. I was initially interested in flatwork, making a couple tables and benches in the spring of 2019. After meeting Jake Jacobson at one of his wood selling events, and with his encouragement, I decided to purchase my first lathe, a Jet 1221 VS, and to join NMWT. I was fortunate to grab a spot in the workshops taught by David Ellsworth in June of 2019. I was initially interested in turning bowls, and that interest has not changed.



Woody Stone

After attending one of David's workshops in Weaverville, NC, I also became interested in Hollow Forms. Since bigger is better (!), I decided in 2021 to upgrade to a full-size lathe. I have a good friend who owns a woodworking business to business media company, and contacted him for information about several companies making lathes. He had a good advertising relationship with Laguna Tools, and was able to get me a good deal on some new equipment. In the fall of 2021, I received my Laguna Revo 2436 lathe. I'm not sure that I really needed anything that large, but it sure is nice to use! I've taken Trent Bosch's Basic and Advanced workshops in Colorado, focusing on open and closed forms.

Prior to retiring in 2017, I practiced as an Interventional Radiologist. My initial training was at the now defunct Wilford Hall USAF Medical Center, Lackland Air Force Base in San Antonio, TX. I then spent four years on staff at David Grant USAF Medical Center, Travis Air Force Base, Fairfield, CA, followed by 18 years in Cedar Rapids, IA and my final 10 years of practice was in Hendersonville, NC.

After retiring, my wife and I decided to live in Chapel Hill, NC (Go Tarheels!) after exhaustively looking in Austin, TX, Santa Fe, and all along the front range of Colorado. However, fate intervened, and just after signing a contract on a house in Chapel Hill, our son and daughter-in-law in Albuquerque informed us that they were expecting our first grandchild. It took us about 30 seconds to decide to move to Albuquerque. We moved in January 8th, 2019, and our granddaughter was born January 21st. Our move to NM has been our best decision to date!

Silent Auction

C o n t a c t : N M W T T r e a s u r e r

We love to have nifty items or pieces of timber that can be auctioned at our next meeting to support the Scholarship Fund.

Potential ideas include rough turned bowls, gouges gathering dust, seasoned blanks or turning accessories.

Your contributions go to benefit the **Red Hollenbach Scholarship Fund** which is used to reduce the cost for members to attend professional demonstrator's hands-on sessions.



If you are seeking an handcrafted donation for your charitable organization, please email a request to: info@nmwoodturners.org

NMWT on Social Media



The New Mexico Woodturners are on Facebook and YouTube



Facebook is just one way to share your work. However, it's also a great platform to ask questions, request constructive criticism and rub shoulders with other turners.

Various members of the NMWTs moderate the social media accounts and promote the craft and our club actively on these outlets.

A number of the Facebook group members are not NMWT members and that's okay! However, by our NMWT membership being active on social media we can also share the benefits of club membership, promote club activities and foster relationships with turners around the globe.

Please join the Facebook group, subscribe to the YouTube channel and watch us grow turning!

Newsletter Submission

Got a great idea, tip, or trick that you'd like to share?

We'd like to read about it.

What do you need to do?

Write up a description, brief or in-depth, and include a few photos if possible to better detail your idea.

If you like or use a certain webpage or a YouTube channel, please write about and site your source.

Please send articles to news@nmwoodturners.org

Disclaimer: Articles submitted aren't guaranteed a spot in the next issue, but they will be published if educational criteria is met and as it fits organizational needs.



Newsletter
Submission

Deadline

J
a
n
20th



Green Wood

The Green Wood Committee is always on the hunt for greenwood, and we all can agree, woodturners hate to see any good pieces go to a landfill. If you have some greenwood to share, please contact either chair member below for coordination. Our members love greenwood and there are endless possibilities and projects that can be done with it.

Green Wood Chairs

Joe "Stretch" Cole	480-216-3580	jt.cole@hotmail.com
Dan Dahl	505-553-8036	ded87111@gmail.com

Beads of Courage – NMWT’s 2025 Challenge

Our Challenge and Goal: For each club member to take the time and heart to make at least one Beads of Courage Box during 2023

What is Beads of Courage?

Beads of Courage (BOC) is the NMWT’s Community Service Project. Beads of Courage, Inc. is a 501 (c) (3) tax exempt organization working in partnership with the American Association of Woodturners (AAW).

[Official Guide to Beads of Courage – Woodturners Wanted](#)

This is Local!

Our Beads of Courage Bowls are taken directly to UNMH Children’s Cancer Facility here in Albuquerque for local patients. However, some bowls can also be sent to a National collection point in Tucson, Arizona.

UNMH Children’s Cancer Facility has been treating nearly one hundred seriously ill cancer youngsters each year. For each medical treatment a child receives, he or she gets a bead which they can then keep in their bowl, hence Beads of Courage Bowls. The children do receive a bag to put their beads in, but a Beads of Courage Bowl is far more special and reflective of the hard work to beat cancer!

NMWT currently produces approximately 8 bowls a year and it would be great to see that number increase exponentially.

For more information regarding the program, where to purchase beads, or where to deliver your finely crafted bowl, please see:



BOC Website



BOC Chair / Contacts

Scott Eckstein (NMWT BOC Contact)	505-270-0516	seemee911@gmail.com
Brianna Hayes (UNM Certified Life Specialist)	505-991-8501	bnhayes@salud.unm.edu
Abby Walker (UNM Certified Life Specialist)	505-991-8501	abcWalker@salud.unm.edu

Article**Double Check the Measurements****Dave Croxton**

Before you start turning any type of kit that needs bushings – checking the measurements can save a lot of extra work and frustration. Don't automatically assume that bushings & kit components always have the same diameters - even if you've worked with the same item numbers together before. Your old bushings might have worn down, kit components themselves might have variations from one kit to the next, & a new bushing set might also not match up perfectly. Double check and verify that the bushing measurements actually are the correct diameter for the kit components. The last thing you want to happen is to find out in the final assembly stage, that your turned and flawlessly finished parts are either too large or too small of a diameter when fitted together. I would recommend using a digital caliper to measure the diameter(s) of each kit component and compare it to the diameter of the bushings. Now would be the time to make notations of any discrepancy and plan to make any adjustments if necessary. You might also want to double check to make sure you haven't accidentally mix up your bushing sets – many of the bushings, at a quick glance, look the same. (Don't ask me how I know this...)

Article



A Pet Urn

Rick O’Ryan, Silver City

I found my dog! He's been misplaced for a while. I had two ideas for this piece. First idea was a standing request for a pet urn, one that possibly might hold the remains of two dogs. The other idea was to model a hydrant made by Apolo, in use in Colombia, South America. That model caught my eye a couple of years ago, as it was not something the likes of which I've seen here in the US. Whether or not one makes this piece into an urn - it is merely a container that need not have anything in it and hence not even look like a container, and it would only be an urn if used for that purpose. It has an internal capacity of 79 cu inches - I measured 5-1/2 cups of sand that filled it. At roughly one cubic inch of capacity needed per pound of body weight, this would hold what was once 79 pounds of a fireman's loving best friend. Until then, it's just a model of one of the hydrants made by Apolo. The wood is spalted, in some places more than just spalted, and curly Gambel oak from a burly growth on the tree. The wood was gathered on a fuel wood permit. The barrel and bonnet are from the same piece, parted at the base of the bonnet to allow the bonnet to be hollowed out, then glued back together. The barrel was bored out all the way down. The ports, also hollowed, are from a different Gambel oak tree. The base is Arizona walnut, which got hollowed as well to increase the internal capacity. It is 7-1/2" across the port cap pentabolt, and stand 14-3/8" tall. The pentabolt on top, which started at 3/8 x 16, has in effect a helicoil around it turning it into a 3/4 x 10 bolt to allow a funnel to be set in the hole at the top. As always, I take some liberties with the hydrant design. Some changes are the result of making something in wood that was once cast in an alloy of iron. And then some changes happen because I made a mistake. Some happen because I forgot a design detail. It is more important to me to have a comfort level with recovering from a mistake than it is to get it right the first time. If I had to do that, I would not even begin. #1337. The not shiny finish is a tung oil blend, three coats.





Women in Turning

WIT in the New Year

A u t h o r : C o u r t n e y G a l e

WIT is excitedly looking forward to what 2025 will have in store for this group! Last year we held a sphere-turning demo, a miniature tool-making demo, and a segmenting demo hosted by our own Ray Davis. We also saw some changes last year, with the liaison passing from Patricia Apt to Courtney Gale, and now from Courtney to a new, undecided liaison for this upcoming year. Stay tuned for those updates!



(Continued on the next page)



What we offer is access to the AAW site and wonderful monthly magazine, and a group of engaged and enthused turners!

Join the private [Facebook](#) group page [Women in Turning](#) to get ideas & support. AAW membership is not required.

Women in Turning (WiT) -- The AAW strives to deliver the publications and services that our members need to grow, connect, explore, and thrive in the areas of woodturning that are important to them.

[Guest Membership](#)

ALSO – join the AAW with a guest membership so you can see what else WiT and AAW

By signing up for a complimentary Guest membership, you can have access to AAW resources for a full 60 days. You will be able to explore what the AAW has to offer, kick our tires, and hopefully decide to become a full-fledged, paid AAW member to benefit from everything the AAW has to offer.

L o c a l W i T C o n t a c t s

Courtney Gale (NMWT's WiT Liaison)	505-410-1678	courtneyngale@gmail.com
Nancy Matteson	801-694-6866	namatteson@hotmail.com
Kay Grant	661-599-1832	wykayg@gmail.com
Erin Perry O'Donnell	505-926-1693	erin@dovetailworkshop.com



Women in Turning

WIT in the New Year

A u t h o r : C o u r t n e y G a l e

Those interested in learning more about WIT should reach out or ask a member at the next meeting! For WIT members who would like to see our group grow, see what our main AAW WIT group said about this in this seasons newsletter:

(This section appeared in Women in Turning Newsletter Autumn 2024)

Encourage WIT. The mission of WIT is to encourage and retain women in woodturning. Here are some suggestions of how you can help:

- 1) Introduce a friend or neighbor to woodturning by bringing her to a chapter meeting
- 2) accompany her to an open shop session
- 3) teach her in your own shop, and/or
- 4) offer to be her mentor for a year. If there is a new member in your chapter who is not yet a member of AAW, tell her about AAW's 90-day guest membership:

<https://www.woodturner.org/Woodturner/2020%20Grants/WIT%20membership.aspx>.

Pay it forward. Instead of telling a new member about the guest membership, buy her a membership. In return, she can pay it forward by bringing another new member into the AAW. This generous gift may be the beginning of a lifetime of enjoyment for many new woodturners. Did you know? There are many benefits of AAW membership, including a world-class journal, publications on techniques, videos, a directory of learning opportunities, and other online tools.

Check out all the opportunities for members at Why Join AAW?. If you've not had an opportunity to explore the AAW website, take a few minutes to look around at <http://www.woodturner.org>. The Women in Turning website is hosted by the AAW site. You'll find all our newsletters, information about WIT outreach grants, and many other goodies there.

Diversity Statement: The American Association of Woodturners (AAW) is dedicated to advancing the art and craft of woodturning worldwide by providing opportunities for education, information, and organization to those interested in turning wood. The AAW welcomes and encourages participation by all individuals regardless of age, race, culture, ethnicity, national origin, sex, gender identity or expression, sexual orientation, physical or mental difference, politics, religion, socioeconomic status, or subculture. We strive to cultivate an organization built on mentorship, encouragement, tolerance, and mutual respect, thereby engendering a welcoming environment for all. The AAW further promotes diversity in all areas of activity, including membership, leadership, committees, staff, outreach, public engagement, and recruitment, within the association as a whole and within each chapter. (Adopted April 19, 2019)

Women in Turning

Try out an American Association of Woodturners (AAW) membership for 3 months!!

We know you will be hooked!

AAW Membership Application

WIT (Women in Turning) is "dedicated to encouraging and assisting women in their pursuit of turning, sharing ideas and processes to further member's skills and creativity, and increasing participation of women in the field of woodturning."

The AAW WIT Committee agrees that to further this mission, we can work with chapters to help grow the number of women in AAW. Currently, women comprise less the 9% of AAW membership.

To encourage women to join AAW, the WIT Committee offers a limited number of WIT sponsored half price AAW memberships to women for a one-year, full "General" AAW membership.

Eligibility To be eligible, a grant recipient must be a woman and who has never previously been a member of AAW.

Process Only the chapter AAW WIT Liaison, Courtney Gale, chapter president or vice-president may request the grant. After we've received the application, the recipient will be sent a promotional code with instructions on how to use the code in applying for an AAW membership. If you have questions, please email wit@woodturner.org.

Limitations

If the nominee is a new member of a local chapter (within the last two months), WIT will pay 100% of the AAW membership.

If the nominee has been a member of a local chapter for more than two months, WIT will pay 50% of the AAW membership.

If the nominee is not a member of a local chapter, WIT will pay 50% of the AAW membership.

Grants are currently limited to no more than two women, per chapter, per quarter.

Quarters end January 31, April 30, July 31, and October 31. Based on the number of requests, this limitation may change.


We hope that this offer will be an incentive for new women woodturners to join your chapter.

[Click Here for AAW Specials for WIT](#)



Marketplace

For sale rough turned hollow forms from Alligator Juniper, mountain juniper, honey locust, apricot, walnut, ash Priced from 10-50\$ depending on size and quality. Location Socorro. Call Jim at 575-517-6535.



Title of Your Ad Here

Description of your Ad

Picture of your Advertisement

Contact info for your Ad



Bridge for Sale

This is a sample marketplace posting. We welcome members to use this space for anything related to woodturning. There is no charge for listing an item. Ads will run for about one month. To request a listing, send item and contact info to sale@nmwoodturners.org. Your ad will be reviewed and posted as quickly as possible.

***** You must be an NMWT member to post ads *****

See our Marketplace section on our website for better photos

Please notify sale@nmwoodturners.org once item has sold

2025 Elected Officers, Directors & Committee Chairs

President



Mark Miller
505-350-8584

Vice President



Alex Cotter
908-377-8897

Secretary



Joe "Stretch" Cole
480-216-3580

Treasurer



Woody Stone
828-808-7876

State Fair



Bill Mantelli
505-400-0266

Membership



Tom McLarty
505-298-3790

Webmaster



Dennis Cahill
505-620-2508

Videography

AWA Liaison



Derek Roff
505-438-1820


Chapter Contact Manager

Education



Hy Tran
505-459-8132

Member-at-Large



Larry Linford
505-870-1601

Beads of Courage Chair



Scott Eckstein
505-270-0516

Logistics



Larry Evans
970-581-7548

SEEKING

Please speak to a board member regarding any of these positions

2025 Elected Officers, Directors & Committee Chairs

Raffle Coordinator



Ryan Kershaw
505-441-8108

Special Workshops



Larry Linford
505-870-1601

Green Wood Manager(s)



Joe "Stretch" Cole
480-216-3580

Green Wood Manager(s)



Dan Dahl
505-553-8036

Past President



Tom Durgin
505-688-1369

Apparel Manager



Dave Croxton
505-803-5521

Fiber Arts Rep



Shana Lane
505-270-6442

Photographer



Rex Funk
gallery@nmwoodturners.org
505-401-1414

Newsletter Editor



Tom Durgin
505-688-1369

Newsletter Designer



Traci Durgin
505-688-1370

news@nmwoodturners.org

WIT




Professional Liaison



Micheal Mocho
505-345-4674

AV Team/Equip




Brian Spielbusch
505-350-7969

Mentors

Bill Zerby

505-263-6632
Rio Rancho – NM
528 & Southern



Basic spindle turning
& tool sharpening

Scott Kershaw

406-274-2931
Rio Rancho –
Unser & Westside



Basic woodturning skills to include bowls, plates, platters, spindle projects; Green wood processing, coring and twice turning; Tool sharpening and lathe maintenance

Hy Tran

505-459-8132
Albuquerque –
Paseo & Ventura



Beginner and Novice woodturning

Tom Durgin


505-688-1369
East Mountain



Basic turning tool use, lidded boxes, basket illusion, inlay

Larry Linford


505-870-1601
Albuquerque



Basket illusion turning and embellishment

Bob "Rocky" Rocheleau

505-235-9002
Albuquerque – NE Heights



Segmenting and bowl turning

Free to NMWT members: give a Mentor a call!

*****WE ARE ALWAYS SEEKING NEW MENTORS*****

Mentors

Rick Judd

612-280-8300
East Mountain



Hollow forms, bowls,
lidded boxes, burls,
natural edge

Ron Bahm

505-881-8845
Albuquerque – NE
Heights



Pen turning, beginning
segment construction,
beginner woodturning

Ray Davis

505-221-4622
Rio Rancho, NM – NW side
raylindavis@r-davis.com



Open and closed Segment
bowls. Stave Bowls, Bowl
turning. Pens.

I have a heated and a/c shop
with 2 lathes ready to go.

Don Roden

763-234-5780
Dovetail Workshop



Skew, carbide tools,
bowls and advanced
turning techniques, like
epoxy turning, finials, and
offset turning

YOUR NAME

Your phone #
Your location



What can you offer?
Help us fill this space

YOUR NAME

Your phone #
Your location



What can you offer?
Help us fill this space

Free to NMWT members: give a Mentor a call!

*****WE ARE ALWAYS SEEKING NEW MENTORS*****

Quick Reference List

(Printer Friendly Version)

2025 NMWT Elected Officers, Directors & Committee Chairs



President	Mark Miller	505-350-8584	Newsletter Editor	Tom Durgin	
Vice President	Alex Cotter	908-377-8897	Newsletter Designer	Traci Durgin	
Secretary	Joe Cole	480-216-3580	Photographer(s)	Rex Funk	505-401-1414
Treasurer	Woody Stone	828-808-7876	Raffle Coordinator	Ryan Kershaw	505-441-8108
State Fair	Bill Mantelli	505-400-0266	Fiber Arts Rep	Shana Lane	505-270-6442
Membership	Tom McLarty	505-298-3790	Beads of Courage	Scott Eckstein	505-270-0516
Webmaster	Dennis Cahill	505-620-2508	Green Wood	Dan Dahl	505-553-8036
Lead Video	Derek Roff	505-401-4608	Green Wood	Joe "Stretch" Cole	480-216-3580
Email Administrator:	Hy Tran	505-459-8132	Logistics	Larry Evans	970-581-7548
Member-at-Large	Larry Linford	505-870-1601	Special Workshops	Larry Linford	505-870-1601
Past President	Tom Durgin	505-688-1369	Apparel Manager	Dave Croxton	505-803-5221

Quick Reference List for Mentors

Free to NMWT members: give a Mentor a call!

Bill Zerby Rio Rancho – NM 528 & Southern	➡	505-263-6632	➡	Basic spindle turning & tool sharpening
Hy Tran Albuquerque – Paseo & Ventura	➡	505-459-8132	➡	Beginner and novice woodturning
Don Roden Dovetail Workshop	➡	763-234-5780	➡	Skew, carbide tools, bowls and advanced turning techniques, like epoxy turning, finials, and offset turning
Larry Linford Albuquerque	➡	505-870-1601	➡	Basket illusion turning and embellishment
Rick Judd East Mountain	➡	615-280-8300	➡	Hollow forms, bowls, lidded boxes, burls, natural edge
Ron Bahm Albuquerque – NE Heights	➡	505-881-8845	➡	Pen turning, beginning segment construction, beginner woodturning
Bob "Rocky" Rocheleau Albuquerque – NE Heights	➡	505-235-9002	➡	Segmenting and bowl turning
Ray Davis Rio Rancho – NW side.	➡	505-221-4622	➡	Open and closed Segment bowls. Stave Bowls, Bowl turning. Pens.
Scott Kershaw Rio Rancho – Unser & Westside	➡	406-274-2931	➡	Basic woodturning skills to include bowls, plates, platters, spindle projects; Green wood processing, coring and twice turning; Tool sharpening and lathe maintenance.

Members are always welcome to contact the people on the mentor list for guidance to better turning ideas and techniques

*****WE ARE ALWAYS SEEKING NEW MENTORS*****

Membership Renewal

Membership Dues

Membership dues renewals are due on or before the last day of the month in which the member's current membership term expires. Members who do not renew within thirty (30) days after their membership expiration date will no longer have access to member privileges and will no longer receive the monthly newsletter. Annual dues are as follows:



One year: \$30 for an individual; \$35 for a family
 Two Years: \$55 for an individual; \$65 for a family
 Three Years: \$75 for an individual; \$90 for a family
 Lifetime: \$300 for an individual; \$350 for a family

Additional Fees

1. An individual member who subsequently adds family members will pay the difference between the individual dues and the family dues rate for the remainder of that membership year (i.e., a one-year individual member adding family members would pay an additional \$5.00 dues for the remainder of the membership year).
2. A member requiring a mailed copy of the monthly newsletter will pay an additional \$10 per year to cover cost of mailing.

Renew Online

We are very pleased to announce that you can now pay your membership dues with a credit card on the NMWT website at:

[https://www.nmwoodturners.org/.](https://www.nmwoodturners.org/)

To access online dues payment, simply go to the new "Membership" tab near the top of the homepage and select "Pay Online" from the drop-down menu. This will take you to a secure website managed by Converge, our credit card service provider. There you will find a series of "Buy Buttons" that are clearly labeled with each membership dues option. Simply select the dues option that you want and then hit the "Checkout" button.

You will need to fill in all of the contact information on the payment processing page so that the Treasurer can confirm that our membership records are up to date and also so that he can send your new membership card by regular mail. Also, due to some reporting limitations of the Converge website, you will need to once again select the dues option you want from the drop-down menu labeled "Items Purchased". Fill in your credit card information and hit the "Submit Payment" button to complete the transaction. You should receive an "Order Confirmation" with full details of your purchase by e-mail, and the Treasurer will mail your membership card to you. That's all there is to it!

[Web-Based Credit Card Dues Payment Now Available](#)

Renew by Mail

You can, of course, still mail a check along with current contact and e-mail information to our **Treasurer, Woody Stone, at 2 Blue Corn Ct. Sandia Park, NM 87047.**

The easy way to do that is to go to that same new "Membership" tab on the NMWT homepage and select "Membership Form" from the drop-down menu.

Fill in the form (**PLEASE PRINT CLEARLY**) and mail it to Woody with your check. Should you have any issues or questions regarding the new Credit Card payment system or if you are not sure if your membership expires at the end of 2020, feel free to call Woody at 828-808-7876 or e-mail him at eesphoto492@gmail.com.

Scan our QR code to access our webpage



How to Contribute to High Desert Turning

The NMWT’s newsletter editor has submitted High Desert Turning to the AAW’s 2020 and 2021 Best Chapter Newsletter Contest. Unfortunately for the NMWT, High Desert Turning has not been selected in the top 3 chapters either year. However, the NMWT chapter website won 1st prize in 2020 for the Best Chapter Website Contest. So, we know it’s possible to rank highly among the numerous chapters of the AAW. Much of the website content can be found in High Desert Turning.

So, now you ask, “What is in it for me?” Well, we will get to that. But first, our ask is this:

Here’s what’s in it for you:

Submit a short snippet, article or outline of a shop tip or trick you use. You’ll be surprised by how many folks will benefit from your personal idea or solution. Take 2, 3, 4 or 5 photos of your process, pieces or how your tip or trick comes together to illustrate how the membership can implement your idea in their shop. If appropriate, share credit where credit is due should you have benefited from a social media post, YouTube video or viewing an in-person demonstration.

You are inspiring dozens upon dozens of other turners implement shop solutions that ease their way and improve their flow and turning. You have ideas and solutions that many folks likely envy and would benefit from knowing. There’s gratification in uplifting fellow turners.

The club has a large tote of exotic, seasoned and figured timber that was acquired during lockdown and you will be free to select a piece of your choice for every published tip or trick. The tote has wonderful turning stock and you can rifle through it for your choice.

Please consider contributing to the NMWT newsletter High Desert Turning! No tip too elementary and no trick too simple will go unpublished. We count on you to make our newsletter awesome. Please send your contribution to news@nmwoodturners.org

NMWT’s Logo Apparel

Caps (Baseball)	\$15
Long Sleeve Denim Shirt	\$30
Short Sleeve Denim Shirt	\$30
Short Sleeve Snap Shirt	\$30
Polo (golf) Shirt w/Pockets	\$30
T-Shirt V-Neck	\$20
Smocks	\$50

Items include embroidered NMWT logo
 Names embroidered on shirts are additional \$5.00
 Sizes XXL, 3XL, 4XL and up are an additional \$3.00
 Contact: info@nmwoodturners.org
 Get order forms at the club meetings or use the links below to access the order forms. Once completed, turn your form in to a board member with payment. *Orders are submitted on a quarterly basis.*
 Full payment for an order will need to be submitted with each order form before it can be processed! Order placement cut off dates for each quarter will be as follows:



New Items & Pricing Coming



Order Info

- [NMWT Shirt/Cap Form](#)
- [NMWT Smock Order Form](#)

Quarter	Months	Order Meeting	Delivery Meeting
1st	Jan-Mar	Feb	Mar
2nd	Apr-Jun	May	Jun
3rd	Jul-Sept	Aug	Sept
4th	Oct-Dec	Nov	Dec

Discount & Rebate Partners



CRAFT SUPPLIES USA
THE WOODTURNERS CATALOG

www.woodturnerscatalog.com

CSUSA offers a discount to members on large orders and has a club support program. Visit the web site or phone Kathy Lawrence at 1-800-551-8876

DAKOTA

Dakota Hardwoods -

Albuquerque, NM

3700 Singer Blvd. NE, Suite A, Albuquerque, NM 87109

Office: 505-644-WOOD (9663)

Monday-Friday: 8:00am - 5:00pm

Saturday-Sunday: Closed

Say you are with the NMWT for a discount.

Penn State Industries

your wood turning & dust collection source | 1-800-377-7297

www.pennstateind.com

Register as a member of New Mexico Woodturner at Penn State Industries and automatically get 10% off (in addition to most other promos) your entire order !!! Yes! In effect, you will be doubling dipping on the discounts!!!

Register by sending an email to hy.d.tran@gmail.com with the name, address and email to which your Penn State catalogs are sent. Once you're registered, you'll automatically get 10% off every time you shop online (not applicable to phone on mail orders).

(505) 924-2270



Architectural Building Products

NMWT members receive Wholesale Prices. Rugby's has hardwoods, Thermofused Melamine, plywood, veneers, and furniture grade pine.



CARTER AND SON
TOOLWORKS



DENDROTECHNOLOGY
TIN SHED MILLWORKS

(505) 980-6161 www.dendrotsm.com

LIVE EDGE SLABS, TURNING BLANKS, CUSTOM MILLING

We offer 10% off our listed prices to members and give a free item from our oddments box or a turning blank to first time member customers.



**8100-M4 Wyoming Blvd. NE, #188
Albuquerque, NM 87113**
